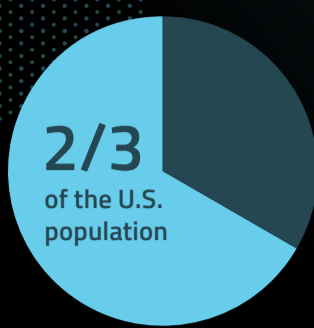


# See Things You've Never Seen Before

With Komodo's Healthcare Map™

The healthcare industry's most comprehensive source of patient-level analytics is more powerful than ever following recent data enhancements. Here are 3 ways you can access deeper insights, faster.

## 1 Advance Health Equity



### New Race and Ethnicity Demographics Cover 200 Million Patients

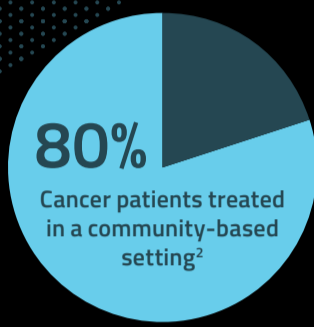
- Gain a multi-dimensional view on patient cohorts, HCPs, and HCOs across indication, age, geography, payer, and therapeutic area
- Increase clinical trial diversity by 45-50% via targeted site selection<sup>1</sup>
- View KOL/PI patient-panel demographics to increase the pool of diversity up to 50%<sup>1</sup>
- Engage oft-overlooked HCPs/HCOs to close gaps in care and drive therapy adoption
- Model a therapy's clinical and financial impact across racial and ethnic groups
- Deliver on DEI commitments

### Example: Improving Diversity in Clinical Trials

Site selection for breast, colon, pancreatic, and cervical cancer trials

Sites identified via:	U.S. News & World Report's ranking of the top 20 oncology hospitals <sup>1</sup>	Komodo's Healthcare Map™
# of trial sites	20	20
# of patients diagnosed	230,000	232,000
% people of color	25%	36% (+45%)

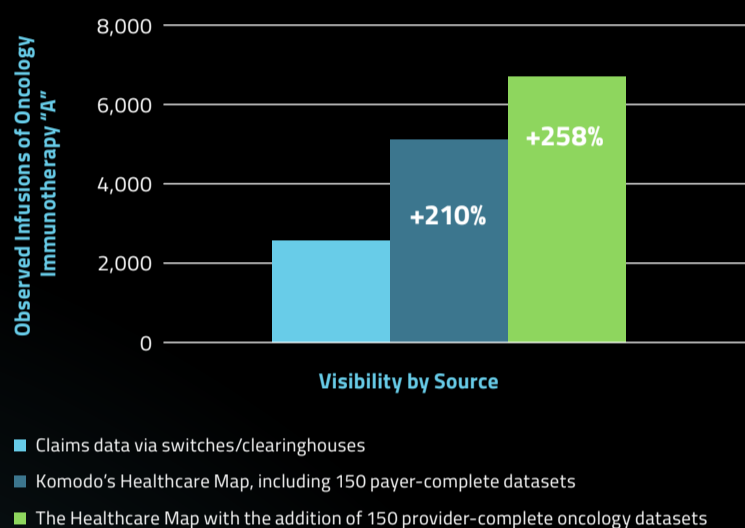
## 2 Better Understand the Cancer Care Journey



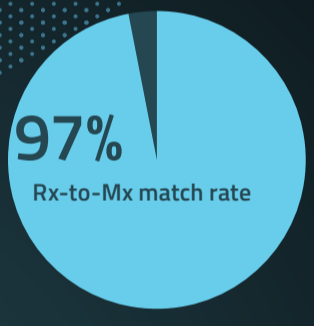
### Compare Treatment Practices and Patterns Across Sites of Care

- Obtain a real-world, longitudinal view of 1+ million cancer patients via new provider-complete datasets for 150 oncologists
- Eliminate gaps and blind spots with datasets that encompass patient/payer transitions
- Understand the steps to diagnosis (and misdiagnosis), including screenings, symptoms, referrals, and testing
- See the therapy (and line-of-therapy) preferences of HCPs in various care settings

### Example: Gain Enhanced Visibility via Provider-Complete Data



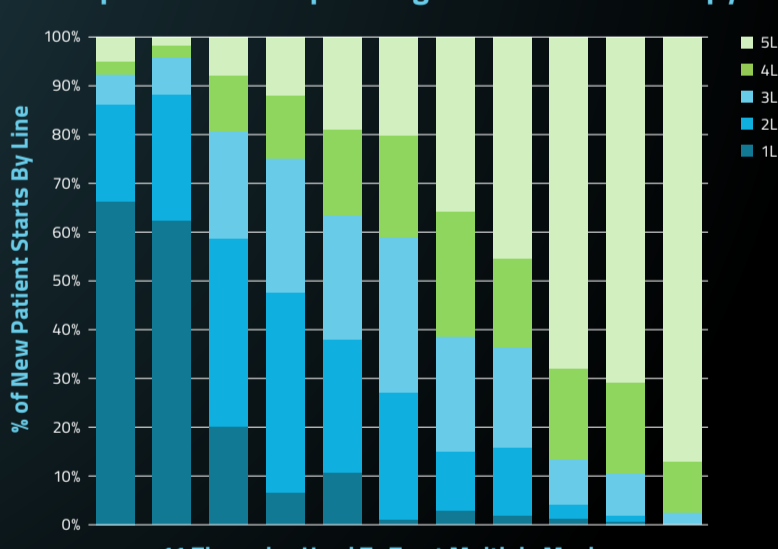
## 3 See the Commercial Market in Real Time



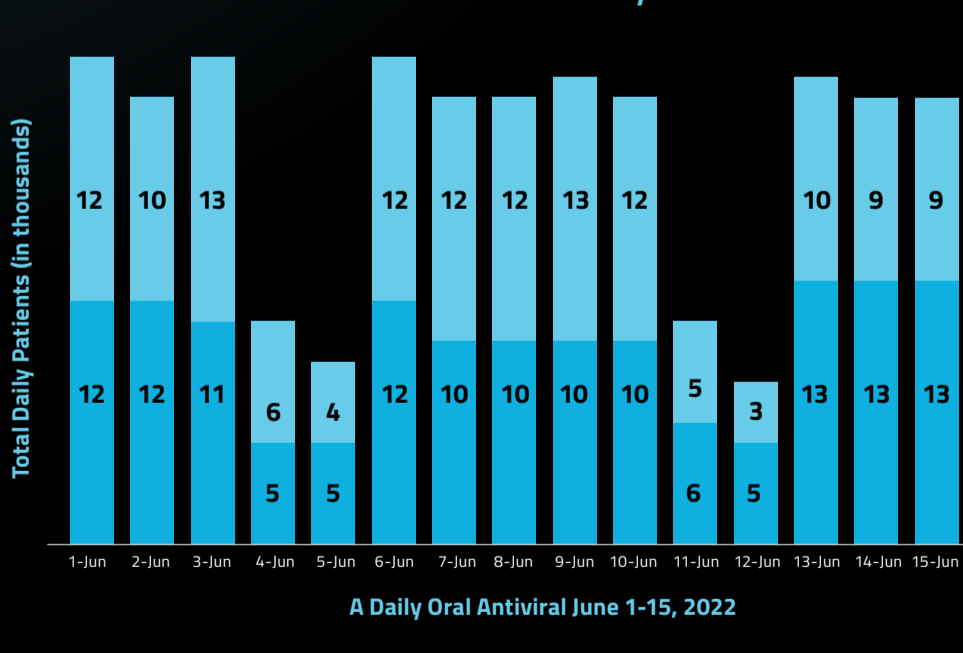
### Gain 30% Greater Visibility With Linked Rx and Mx Insights

- Leverage Mx and Rx insights for 330 million individuals, averaging 7 years of patient history
- Gain deep transparency with the addition of:
  - 1 billion retail Rx scripts covering 100 million lives
  - Annual specialty Rx data for more than 2 million patients
- Overcome data-lag challenges with timely data feeds:
  - Daily retail Rx data from 10,000 pharmacies (visible by store location)
  - Weekly capture of specialty pharmacy and mail-order prescription data
- Avoid overestimating a product's use early in the line of therapy (a common error) to assess share of business more accurately
- Obtain granular insights into dispensing, including pharmacy-NPI, provider in-office vs. hospital/340B, provider vs. specialty pharma

### Example: Obtain Deeper Insight Into Line of Therapy



### Example: Track Prescription Volume Daily, Gain ~2x Greater Visibility



## Do Things You've Never Done Before

- Gain unparalleled visibility into the patient journey with de-identified patient-level data for 330 million individuals.
- Seamlessly link to proprietary and third-party data sources to generate even richer, more accurate insights and evidence.
- Drive decision making with the most in-depth and up-to-date market view.

What insights are you missing? See how [Komodo's Healthcare Map](#) and [software solutions](#) offer unique and timely insights, and let us know if you'd like to connect.

<sup>1</sup> Metric based on Komodo Health's use of race and ethnicity data to identify trial sites and principal investigators for multiple clinical trials; results may vary based on therapeutic area and specific trial and are not guaranteed.

<sup>2</sup> Community-based Cancer Care Quality and Expertise in a COVID-19 Era and Beyond, NIH National Library of Medicine, July 24, 2020.



### About Komodo Health

Komodo Health builds groundbreaking software solutions powered by our Healthcare Map™ — the industry's largest and most comprehensive view of real-world patient journey data. Komodo's next-generation analytics make it easy to unlock meaningful insights and create more cost-effective, value-driven solutions that improve patient outcomes. In our mission to reduce the global burden of disease, we help healthcare and Life Sciences enterprises answer healthcare's most complex questions. For more information, visit [komodohealth.com](http://komodohealth.com).